

*MagentoCRUX  
Wire Transfer Payment Method  
Extension User Guide*

## What does the Wire Transfer module do?

The MagentoCRUX Wire Transfer Magento module is a payment method that enables transfer of funds through wire transfer or direct deposit to your bank account. The client or shopper gets wire instructions by email and the subsequent payment is recorded.

The Wire Transfer Magento extension does not actually perform the wire transfer. It only gives your customers the correct instructions. The customer must initiate the wire transfer by getting in touch with their bank. Usually, this kind of fund transfer applies only to big ticket or customized items because transfer rates are different for each bank and changes across countries.

## Who can use Wire Transfer module?

The Maven Store Wire Transfer extension is useful to stores who accept one-off payments or those who sell customized products or services at different prices. It is especially useful when the client does not have the option of a regular payment method or when the amount to be transferred is larger than usual.

### Features:

- Standard payment configurations such as sort order, payment zone and order status apply.
- Administrators can view the status of the order and payment.
- Customers get email confirmation according to their payment instruction.

### Benefits to customers:

- Wire transfer is one of the most secure and verifiable international payment methods.
- A wire transfer can be made from anywhere in the world to anywhere else.
- The customer can pay an exact or negotiated price.

## Admin Panel (Backend)

Go to **System > Configuration > Sales > Payment Methods**.

This is a demo store. Developed by Maven Infsoft. Visit [www.magentocrux.com](http://www.magentocrux.com)

**Magento Admin Panel** Global Record Search Logged in as mavenadmin | Wednesday, January 11, 2012 | [Log Out](#)

**Dashboard** Sales Catalog Customers Promotions Newsletter CMS Reports **System** [Get help for this page](#)

**Latest Message:** Magento Preview Version CE 1.7.0.0-alpha1 is now available [Read details](#)

**Dashboard**

Choose Store View: All Store Views

**Lifetime Sales**  
**\$2,249.96**

**Average Orders**  
**\$374.99**

**Last 5 Orders**

Customer	Items	Grand Total
example user	1	\$505.00
example user	1	\$505.00
example user	1	\$1,010.00
example user	1	\$505.00
example user	1	\$1,010.00

**Last 5 Search Terms**

Search Term	Results	Number of Uses
mens	0	6600

My Account and 41 notice unread message(s). [Go to messages inbox.](#)

Notifications

Tools

Web Services

Design

Import/Export

Manage Currency Rates

Transactional Emails

Custom Variables

Permissions

Magento Connect

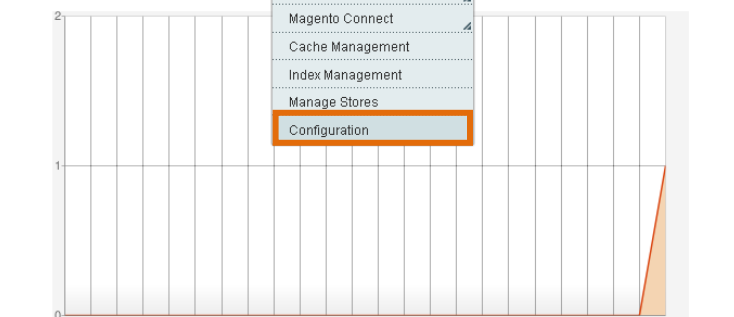
Cache Management

Index Management

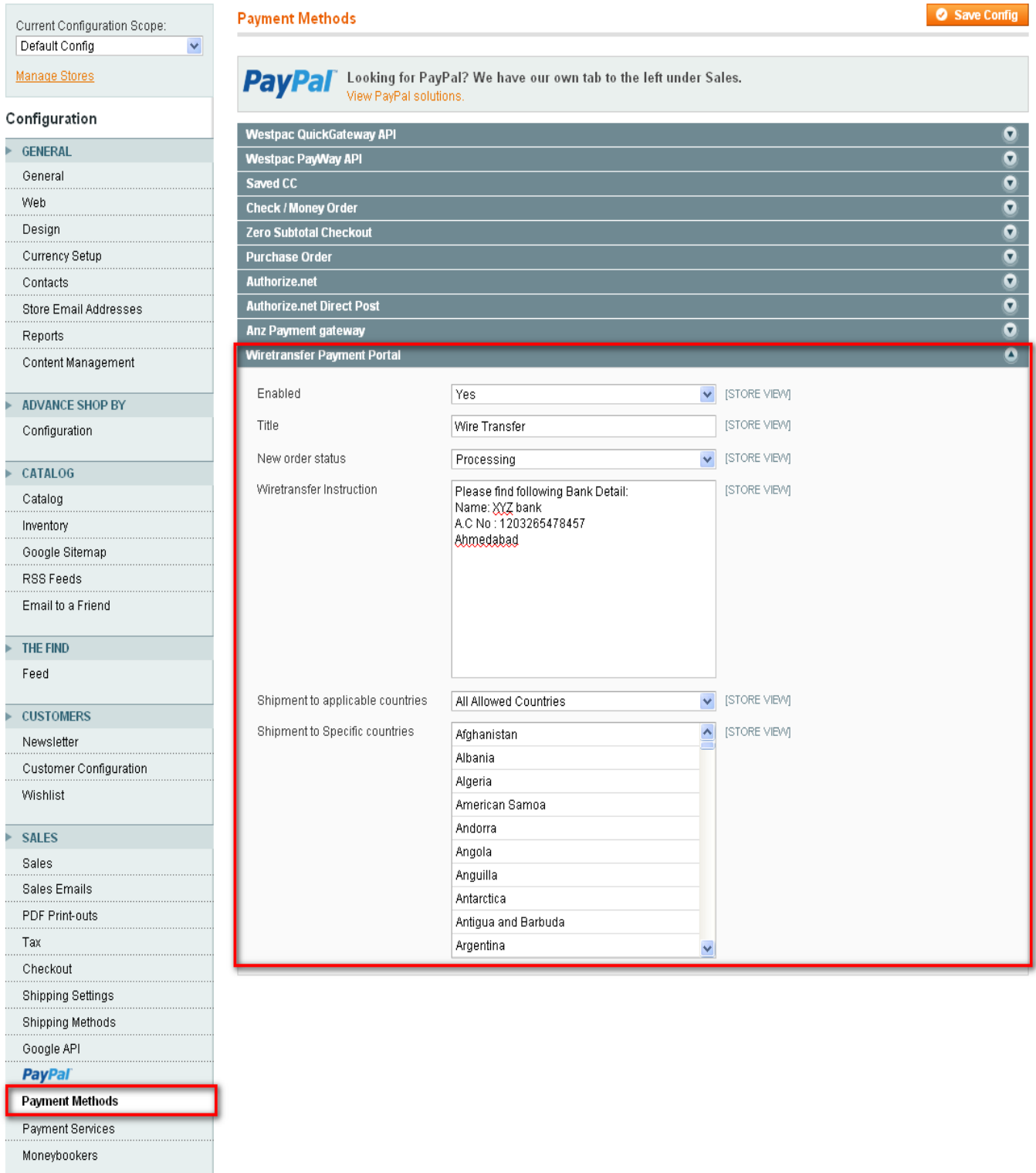
Manage Stores

**Configuration**

Select Range: Last 24 Hours



If you installed the MagentoCRUX Wire Transfer module successfully, you can see an option called “Wiretransfer Payment Portal” somewhere in the middle.



The screenshot displays the Magento Admin interface for configuring payment methods. On the left is a navigation menu with categories like Configuration, ADVANCE SHOP BY, CATALOG, THE FIND, CUSTOMERS, and SALES. The 'Payment Methods' option is highlighted with a red box. The main content area is titled 'Payment Methods' and includes a 'Save Config' button. A banner for PayPal is visible at the top. Below it is a list of payment methods, with 'Wiretransfer Payment Portal' selected and expanded. The configuration for 'Wiretransfer Payment Portal' includes:

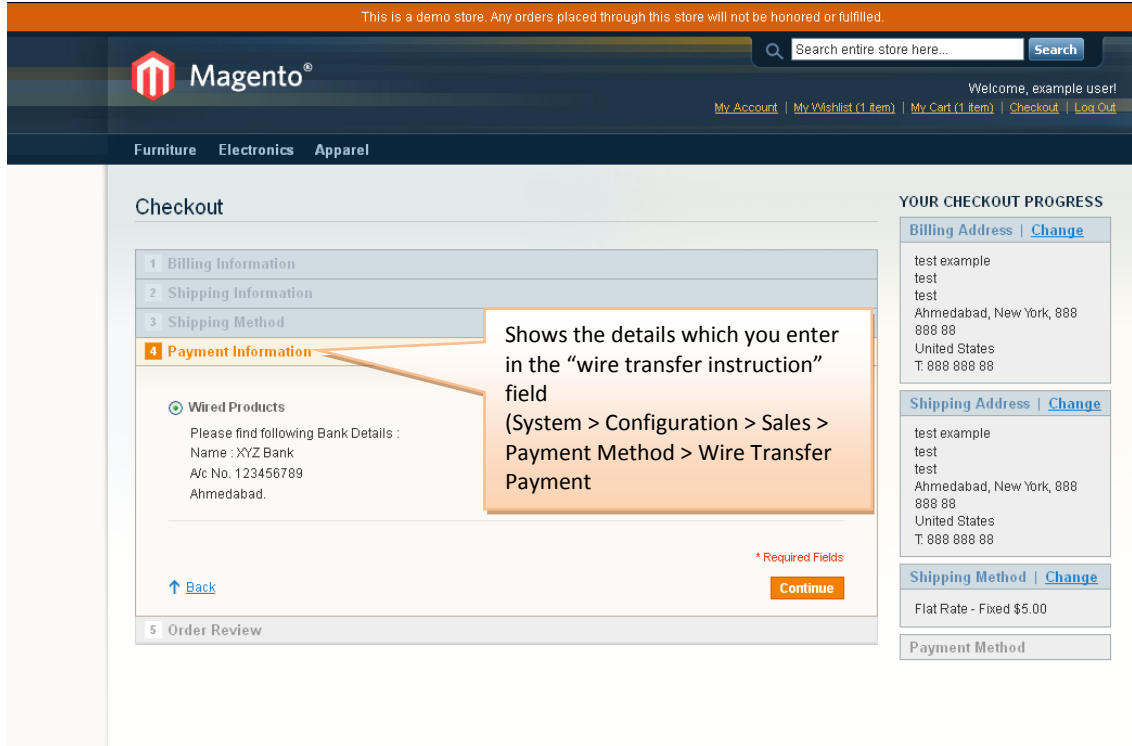
- Enabled: Yes
- Title: Wire Transfer
- New order status: Processing
- Wiretransfer Instruction: Please find following Bank Detail:  
Name: XYZ bank  
A.C No : 1203265478457  
Ahmedabad
- Shipment to applicable countries: All Allowed Countries
- Shipment to Specific countries: Afghanistan, Albania, Algeria, American Samoa, Andorra, Angola, Anguilla, Antarctica, Antigua and Barbuda, Argentina

Settings for the wire transfer payment method:

- **Enabled:** The payment method shows up on the store only if this option is set to “Yes.”
- **Title:** Enter text to display as the title of the payment method at the time of checkout.
- **Order status:** Set the default status of the order when a customer selects the Wire Transfer payment method.
- **Wire transfers instruction:** Your bank information goes here. It is displayed when a customer selects the wire transfer payment method. It is also shown in the order email and the order view page in the customer’s account.
- **Payment to applicable countries:** You can allow all countries or select specific ones. If you choose to apply this only to selected countries, you must choose the countries from the list in “Payment to Specific countries.”
- **Payment to Specific countries:** Select countries for which this payment method is allowed to be used.

## Frontend

This is a demo store. Any orders placed through this store will not be honored or fulfilled.



**Checkout**

1 Billing Information  
2 Shipping Information  
3 Shipping Method  
4 **Payment Information**  
5 Order Review

**YOUR CHECKOUT PROGRESS**

**Billing Address | [Change](#)**

test example  
test  
test  
Ahmedabad, New York, 888  
888 88  
United States  
T: 888 888 88

**Shipping Address | [Change](#)**

test example  
test  
test  
Ahmedabad, New York, 888  
888 88  
United States  
T: 888 888 88

**Shipping Method | [Change](#)**

Flat Rate - Fixed \$5.00

**Payment Method**

**Payment Information**

**Wired Products**

Please find following Bank Details :  
Name : XYZ Bank  
A/c No. 123456789  
Ahmedabad.


\* Required Fields

[Back](#) [Continue](#)

Shows the details which you enter in the "wire transfer instruction" field  
(System > Configuration > Sales > Payment Method > Wire Transfer Payment)

## Customer Orders Page:

This is a demo store. Any orders placed through this store will not be honored or fulfilled.



Welcome, example user!  
[My Account](#) | [My Wishlist \(1 item\)](#) | [My Cart \(1 item\)](#) | [Checkout](#) | [Log Out](#)


[Furniture](#) | [Electronics](#) | [Apparel](#)


MY ACCOUNT

- [Account Dashboard](#)
- [Account Information](#)
- [Address Book](#)
- [My Orders](#)
- [Billing Agreements](#)
- [Recurring Profiles](#)
- [My Product Reviews](#)
- [My Tags](#)
- [My Wishlist](#)
- [My Downloadable Products](#)
- [Newsletter Subscriptions](#)

**Did you know?**  
 Our customer service is available 24/7  
**(555) 555-0123**

Hold on, help is on the way.



 **MY CART**

Order #1800000001 - Processing
[Reorder](#) | [Print Order](#)

About This Order: **Order Information**

Order Date: January 11, 2012

**Shipping Address**

test example  
 test  
 test  
 Ahmedabad, New York, 888 888 88  
 United States  
 T: 888 888 88

**Shipping Method**

Flat Rate - Fixed

**Billing Address**

test example  
 test  
 test  
 Ahmedabad, New York, 888 888 88  
 United States  
 T: 888 888 88

**Payment Method**

Wired Products

Please find following Bank Details :

Name : XYZ Bank  
 A/c No. 123456789  
 Ahmedabad.

**Items Ordered**

Product Name	SKU	Price	Qty	Subtotal
my product	111	\$500.00	Ordered: 1	\$500.00
Subtotal				\$500.00
Shipping & Handling				\$5.00
<b>Grand Total</b>				<b>\$505.00</b>

**Customer Email Copy:**

Your Order #10000056 (placed on 27 September 2011 5:41:46 PM EST)

**Billing Information:****Test**

maven  
maven  
abad, gujarat, 393002  
Australia  
T: 145456565

**Payment Method:**

Wire Transfer

Please find following Bank Detail:

Name: XYZ bank  
A.C No : 1203265478457  
Ahmedabad

**Shipping Information:****Test**

maven  
maven  
abad, gujarat, 393002  
Australia  
T: 145456565

**Shipping Method:**

Flat Rate - Fixed