

*MagentoCRUX  
Fast Checkout  
Extension User Guide*

## What does the Fast Checkout module do?

The Fast Checkout module stores and loads the default billing/shipping addresses and payment method saved by customers. Visitors to your site only have to enter their desired billing and shipping addresses the first time they purchase something. On all subsequent instances, the MagentoCRUX Fast Checkout module will load the details saved in your store database.

This little but often overlooked functionality goes a long way towards increasing your sales. Research shows that most shopping cart abandonments happen due to the time taken to register, log in and fill in billing and shipping addresses every time. However, it is also imperative for most ecommerce sites to gather these details from their customers. MagentoCRUX Fast Checkout helps you retain your customer base by going the extra mile and keeps them coming back again and again.

## Why Fast Checkout Module?

The MagentoCRUX Fast Checkout extension provides an improved and speedy checkout method to Magento stores, by which the number of checks (and therefore, clicks) required of the store customers are drastically reduced.

### Features:

- Extensive checkout management
- Easy to install and use
- Also available to non-registered users

### Benefits to Customers:

- Customers have to enter details only once.
- If needed, the details can be changed at the time of checkout for each purchase.
- Non-registered store visitors can use this module without registering.
- The checkout process becomes faster, easier and more intuitive.


## Who can use Fast Checkout module?

Any Magento store that wants to make life easier for its customers, and thereby increase chances of conversion, will find the MagentoCRUX Fast Checkout Module delightful. It is easy to install and utilizes the full features of web code and database to load customer details and hasten the checkout process.

### Screenshots:

The following page will be displayed for registration and billing address when a customer places the order for the first time using Fast Checkout.

This is a demo store. Developed by Maven InfoSoft. Visit: [www.magentocrux.com](http://www.magentocrux.com)

 **Magento®**

Welcome, Test User!  
[My Account](#) | [My Wishlist](#) | [My Cart \(1 item\)](#) | [Checkout](#) | [fastcheckout](#) | [Log Out](#)

[Furniture](#) [Electronics](#) [Apparel](#)

### Billing Address

\*First Name

\*Last Name

Company

Address \*

City \*

State/Province \*

Zip/Postal Code \*

Country \*

Telephone \*


Fax

Ship to this address  Ship to different address


### My Cart

There is [1 item](#) in your cart.  
Cart Subtotal: **₹120.08**

#### Recently added item(s)

  
[Remove Product Chair](#)  
1 x Ft1 20.08

You have no items to compare.




\* Required fields

Click on the Continue button after entering all details

The following page will be displayed for shipping address when a customer places the order for the first time using Fast Checkout.

This is a demo store. Developed by Maven Infosoftware. Visit [www.magentocrux.com](http://www.magentocrux.com)

 **Magento**<sup>®</sup>

Welcome, Test User!

[My Account](#) | [My Wishlist](#) | [My Cart \(1 item\)](#) | [Checkout](#) | [fastcheckout](#) | [Log Out](#)

Furniture Electronics Apparel

### Shipping Address

\*First Name

\*Last Name

Company

Address \*

City \*

State/Province \*  
Arizona

Zip/Postal Code \*

Country \*  
United States

Telephone \*

Fax


Use Billing Address

\* Required Fields

### My Cart

There is [1 item](#) in your cart.  
Cart Subtotal: Ft120.08

Recently added item(s)

  
[Remove Product Chair](#)  
1 x Ft120.08

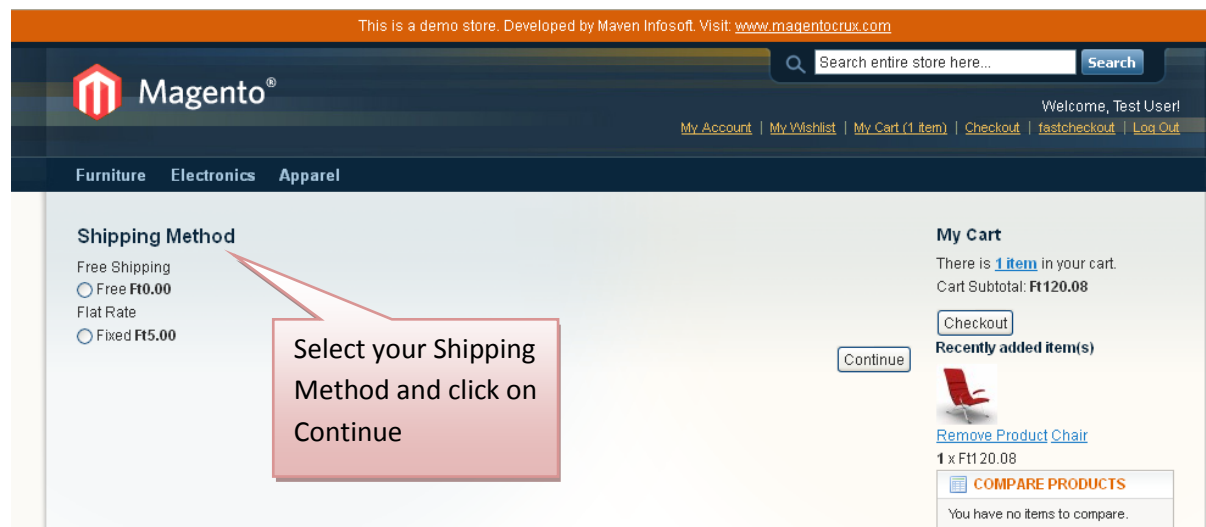
You have no items to compare.

**BACK TO SCHOOL**  
Keep your eyes open for our special **Back to School** items and save BIG!

Click on the Continue button after entering all details

Select this checkbox if you want to use the same address for billing and shipping.

### Fast Checkout Shipping Method Page:



**Note:** The Shipping Method page is not displayed during the fast checkout if only one shipping method is enabled in the admin panel.

The following page is displayed for Payment Method selection when the customer places an order for the first time.



This is a demo store. Developed by Maven InfoSoft. Visit [www.magentocrux.com](http://www.magentocrux.com)

Search entire store here...

Welcome, Test User!

[My Account](#) | [My Wishlist](#) | [My Cart \(1 item\)](#) | [Checkout](#) | [fastcheckout](#) | [Log Out](#)

Furniture Electronics Apparel

**Payment Method**

Check / Money order

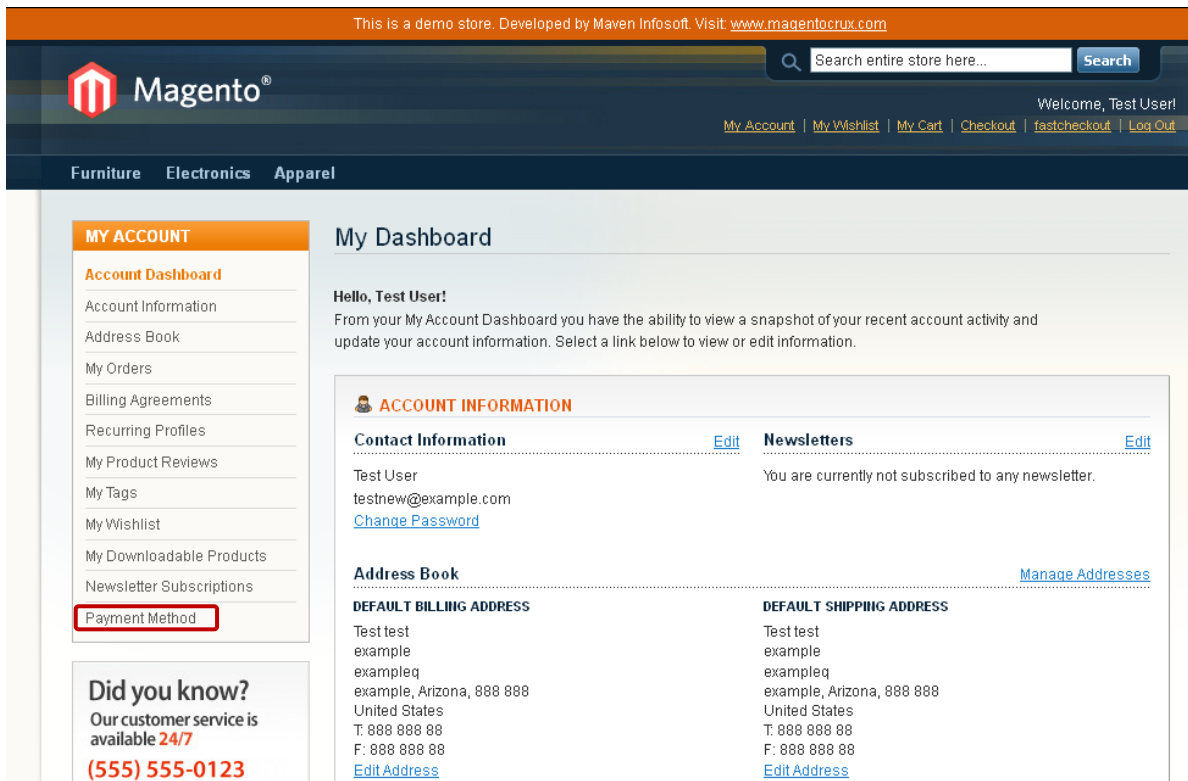
**My Cart**

There is **1 item** in your cart.  
Cart Subtotal: **₹120.08**

**Recently added item(s)**

  
[Remove Product Chair](#)  
1 x Ft120.08  
  
You have no items to compare.

**Note:** Customers can also save the default payment method from the My Account > Payment Method page.



This is a demo store. Developed by Maven InfoSoft. Visit [www.magentocrux.com](http://www.magentocrux.com)

Search entire store here...

Welcome, Test User!

[My Account](#) | [My Wishlist](#) | [My Cart](#) | [Checkout](#) | [fastcheckout](#) | [Log Out](#)

Furniture Electronics Apparel

**MY ACCOUNT**

**Account Dashboard**

- Account Information
- Address Book
- My Orders
- Billing Agreements
- Recurring Profiles
- My Product Reviews
- My Tags
- My Wishlist
- My Downloadable Products
- Newsletter Subscriptions
- Payment Method**

**My Dashboard**

Hello, Test User!

From your My Account Dashboard you have the ability to view a snapshot of your recent account activity and update your account information. Select a link below to view or edit information.

**ACCOUNT INFORMATION**

**Contact Information** [Edit](#) **Newsletters** [Edit](#)

Test User  
testnew@example.com  
[Change Password](#)

You are currently not subscribed to any newsletter.

**Address Book** [Manage Addresses](#)

**DEFAULT BILLING ADDRESS**

Test test  
example  
exampleq  
example, Arizona, 888 888  
United States  
T: 888 888 88  
F: 888 888 88  
[Edit Address](#)


**DEFAULT SHIPPING ADDRESS**

Test test  
example  
exampleq  
example, Arizona, 888 888  
United States  
T: 888 888 88  
F: 888 888 88  
[Edit Address](#)

**Did you know?**  
Our customer service is available **24/7**  
**(555) 555-0123**

The Confirm Order page is shown below. Customers can see the delivery (shipping) address, payment method and billing address details on this page. The order is confirmed by clicking on the “Place Order” button. Customers can also change the billing/shipping addresses or payment method if needed by clicking on the “Change” link under relevant heading.


This is a demo store. Developed by Maven Infosoft. Visit: [www.magentocrux.com](http://www.magentocrux.com)

 **Magento®**

Welcome, Test User!

[My Account](#) | [My Wishlist](#) | [My Cart \(1 item\)](#) | [Checkout](#) | [fastcheckout](#) | [Log Out](#)

[Furniture](#) | [Electronics](#) | [Apparel](#)

Confirm your order	Billing Address	Shipping Address	Shipping Method	Payment Method	My Cart
	Test test example exampleq example, Arizona, 888 888 United States T: 888 888 88 F: 888 888 88 <input type="button" value="Change"/>	Test test example exampleq example, Arizona, 888 888 United States T: 888 888 88 <input type="button" value="Change"/>	Free Shipping - Free Ft0.00 <input type="button" value="Change"/>	Check / Money order <input type="button" value="Change"/>	There is <a href="#">1 item</a> in your cart. Cart Subtotal: <b>Ft120.08</b> <input type="button" value="Checkout"/> <b>Recently added item(s)</b>  <a href="#">Remove Product Chair</a> 1 x Ft1 20.08 <input type="button" value="COMPARE PRODUCTS"/> You have no items to compare.

### Note:

The billing/shipping addresses and payment method details are stored when a customer places the order for the first time. The customer will be directly taken to the **Confirm Order** page whenever they try to place an order again. They have the option to change the details for each particular purchase by clicking on the **Change** links if they want.